



**July CCW Meeting-
Tuesday, July 22nd
2025**

**At 8 Gardner Street,
East Windsor CT, at
6:30pm.**

**There will be a demo
on "Flowers part 2".**



President's Note

Hello woodturners,

I hope you are having a great summer.

We have a meeting on Tuesday July 22nd. We will be turning flowers, preparing for the August 16th picnic challenge; and then a pen turning event on July 26th in Portland. We will send out the sign-up link within the next week or so. I hope to see you there.

August will be a vacation month, no meeting. We will have a turning workshop which is always fun. We'll nail down the date at the meeting on Tuesday.

For inspiration on turning flowers, stop by a nursery, take a walk around a garden, take photos from several angles and think about how to turn hold it and turn it.

Work through the project in your mind, make a rough drawing of the process before you even mount it on the lathe. Flowers have different stages; pick one or both. I hope you accept the flower challenge and join in on the fun.

See you soon.

John

Minutes for CCW MEETING June 24th 2025 at Berlin Fairgrounds

June 24, 2025 CCW meeting minutes at Berlin Fairgrounds

John Webber, President called meeting to order at 6:55pm

Financial report Bal \$5,086.83 no dues, tool sale, raffle donations, etc. May 31st 2025 balance is the same as the last report. Blair Scoble made a motion to accept; Charlotte McDonnell 2nd; all approved.

Minutes of the last meeting are in CCW newsletter, which was posted. Kip Lockhart made a motion to accept; Rob Robinson 2nd; all in favor.

Next event is a pen turning in Portland CT 26th of July. New venue. Need volunteers. 10-2pm; address is 20 Freestone Ave. John Webber will email info. It is on the CCW website. If you can make it, send John Webber an email. Lathes are needed for this event. Last month, the club voted to host a pen turning event on 9-27-2025 in Rocky Hill. Maybe 10am-2pm or 3pm. Wood carvers won't be able to make the Rocky Hill pen turning event. Lynda Zibbideo will tell the scrollers.

Shirts—What color embroidery for shirts? Discussion ensued. Looks like light blue. Rob Robinson said shirts will be done 19th of July. Send Rob Robinson a check for payment. He will email everyone how much they owe. Rob then went over the costs of the shirts again. John Webber recently spoke with a gentleman whose wood turning mentor passed away. The man is selling stuff for the widow of the man that passed away a year ago. Location: West Hartford. Has tools and stuff --turning tools, grinder, planes, table saw, chisels, drill, drill bits, scroll saw, some cabinetry things he made, some wood, etc. The man said they could donate stuff to club, and we could sell it. Stuff hardly used at all. Maybe have people over on some Saturday. If anyone is interested, let John Webber know. John Webber will email pictures to club members, so let John know if interested.

CCW picnic is August 16th 2025 at Joanne and Dan Merlo's house. The challenge is flowers. Meeting adjourned at 7:20pm.

Show and yell: Blair Scoble won the gift card.

Then there was a wood swap. \$6.00 in ticket sales.

Then **"MOMENT OF SAFETY"**:

Toxic wood chart.



It is good to have a respirator when turning or sanding. There is a list of toxic woods at World Wide Wood Turners; or just look up wood toxicity.


Then Lynda Zibbideo did a demo on embellishing.

JUNE 24th 2025 SHOW & YELL:



JUNE 24th 2025 DEMO: Lynda Zibbideo: Embellishing





Don't forget to send a picture of what you make from Kevin's roughed in bowls!!

Hello fellow wood turners
First off I would like to thank you for these first turned items.
Here is the story of how I came about this wood. I lived in Hawaii for 37 years and raised a family.
And had a great time with all things. Hawaii I started turning I started to turn things that I was building.
When I lived in New England and in my youth I did a lot of wood work. I was a carpenter and I was a
Kia and that was it. I was constantly looking for all kinds of wood for the things I was building. I was a
I had never heard of it was a bit obsessive in my gully. I was a bit obsessive in my gully. I was a bit obsessive in my gully.
All of the pieces were turned in a wood shed and I brought the containers of
Of wood, tools and home furnishings to Vermont to build my first home and then turning to use for me.
So here I am and I have a lot of many roughed out items. Here are some details about the wood in the boxes.
The premium wood in the islands is Koa. It grows at about 6000' to 7000' or the Big Island of Hawaii in forests of
Koa. Koa wood is used for a lot of things. It is used for a lot of things. It is used for a lot of things.
This is the wood the Hawaiians used to make canoes and the only trees that survived was on the islands.
Or in deep gulches. Two years ago the last of the rare trees stopped cutting Koa. Some of the pieces can be found
On line but for the most part that's it. It will take years for the trees that are being planted now are allowed to
grow to size. I hope the trees I have harvested was from a stump of a tree cut for a long time.
Mio
The dark wood is Mio that was harvested at sea level. It only grows with its roots in the salt water. I lost the
stock I cut was under water for many years. These trees come down in storm in the 60s.
All of the Mio I cut was from Kapa. No big trees on the east side of the Big Island.
All of Sappho Bar. Area is now under lava from the 2010 eruption.
Samoa
Kamui is only grown at sea level and not much is available. Beautiful red wood. The canoe
Of the trees is massive. I have seen canoes of 25'. Primary in pink 7" Dia with secondary
Limbs 2" Dia. Turning parallel to the ground for a 100 plus
If you have a question email me at kelleywoodworking@gmail.com

